

PRODUCT CODE 1094

MarvelloPlast

Asian Paints MarvelloPlast is a water resistant cement modified compound with special additives for levelling undulations on interior walls. It is a single pack fibre reinforced powder that can be applied over old and new plastered walls, concrete blocks and mivan structure to provide a smooth surface that can be painted over.

PRODUCT BENEFITS

Hydrophobic & Breathable

Resists absorption of water

Quick Drying & Slow Setting

Saves Times and Reduces Wastage

Excellent Adhesion

Bonds to old and new cement plaster surfaces

Range of Thickness

Can be used to level undulations from 6 mm up to 25 mm

Fibre Reinforced

High Compressive strength

Excellent Whiteness


Superior finish

Non - Shrink

Prevention of shrinkage crack formation

Single Pack

Ready to use

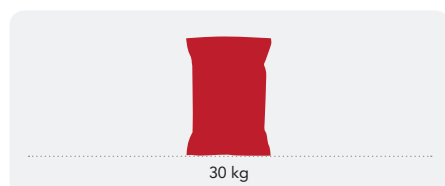


WATER BASED

asianpaints
LEAD FREE*GUARANTEE

* All Asian Paints products contain no added Lead, Mercury, Arsenic or Chromium from April 2008.

PRODUCT FEATURES

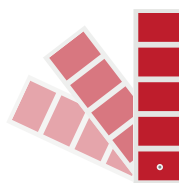
AVAILABLE PACKS



Shelf life: 1 year from the date of manufacture if kept in dry, cool place in tightly sealed plastic bags

COLOURS AVAILABLE

White*



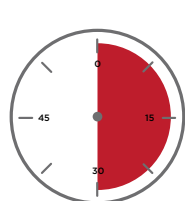
*Please note: MarvelloPlast is available only in white

COVERAGE



**Actual coverage may vary from the quoted figures due to factors such as method of application, environmental conditions and surface texture.

DRYING TIME TO TOUCH


30 HRS

at 6 mm thickness

3 DAYS

at 10 mm thickness

7 DAYS

at 25 mm thickness

RECOMMENDED USAGE



Levelling compound for interior walls over old and new plastered walls, concrete blocks and mivan structure.

HOW TO APPLY

APPLICATION PROCESS

APPLICATION PROCEDURE

STEP 1

Clean the surface thoroughly and ensure it is free from any loosely adhering and laitance material

STEP 2

Mark the undulations on the wall and moisten the plastered surface before application

STEP 3

Add 50 to 60% clean water by volume to the product and mix thoroughly with a mechanical stirrer or by hand

STEP 4

Apply in patches with the help of a trowel and level uniformly in upward direction with the help of an aluminum channel float

APPLICATION PROCEDURE

STEP 5

Apply a uniform thin finishing coat on the entire wall to achieve uniform levelling

STEP 6

After the applied MarvelloPlast surface becomes dry, moisten with a wet brush and smoothen with a trowel or putty knife

STEP 7

Before application of top coat, apply a coat of wall putty followed by primer (water/solvent based) on the MarvelloPlast surface

ADDITIONAL INFORMATION

POST PAINTING CARE

For the best performance of the paint, ensure proper washing and cleaning of all algal and fungal growth, if any, at regular intervals of six months.

TECHNICAL DETAILS

a. Form: Single Pack Powder

b. Density: 1.80

c. Initial Setting Time*: 10 - 15 minutes
(Temp. 26 +/- 2°C, % RH 65 +/- 5)

d. Final Setting Time*: 90 - 120 minutes
(Temp. 26 ± 2°C, % RH 65 ± 5)

*Depending upon ambient temp & atmospheric conditions

PRECAUTIONS

- Apply only on cement plaster and not on POP.
- Always add powder to water not reverse to ensure the mixture is free of lumps.
- Mix only enough material that can be consumed within 10 - 15 minutes.
- Clean tools with water immediately after use.
- In case of efflorescence, treat Recommended treatment in case of efflorescence presence in wall, prior application of MarvelloPlast.
- For undulations above 12 mm, application is recommended in two steps for quicker drying.
- Use Personal protective equipment (PPE) during application.
- Complete curing of the paint happens after 7 days of drying.

SAFETY FEATURES

- Kindly refer to the MSDS for Asian Paints MarvelloPlast which gives detailed information on safety measures while handling the paint.
- Store the container with the lid tightly closed in an upright position, in a cool, dry place
- Keep out of reach of children and away from food, drink
- May be harmful if swallowed. In case of ingestion seek immediate medical attention.
- Wear eye protection during application. In case of contact with eyes, rinse immediately with plenty of water and seek medical advice.
- In case of skin contact immediately wash skin with soap and plenty of water. Get medical attention if irritation develops or persists.
- It is recommended to wear suitable nose pad during sanding and surface preparation to avoid dust inhalation.
- In the event of spills, contain spillage using sand or earth.
- Safety Data Sheet available on request.
- No added Lead, Mercury or Chromium compounds.
- Non flammable, non toxic.